

READY
TO RACE

EN

GET OUT THERE

KTM ADVENTURE RANGE

KTM

| | |
|-------------------------------|----|
| THE TRUE MEANING OF ADVENTURE | 04 |
| KTM 890 ADVENTURE R | 06 |
| KTM 890 ADVENTURE | 12 |
| KTM 790 ADVENTURE | 18 |
| KTM 1290 SUPER ADVENTURE R | 26 |
| KTM 1290 SUPER ADVENTURE S | 32 |
| KTM 390 ADVENTURE | 40 |
| KTM ADVENTURE RALLY | 50 |
| THE RALLY CONNECTION | 54 |
| TECHNICAL DATA | 56 |

DO YOU DARE?







THE TRUE MEANING OF ADVENTURE

The best way of experiencing adventure is by pursuing it. Charging harder, faster, and further in search of more extreme thrills and challenges. KTM develops its Travel range for those who dare to experience adventure in all its unfiltered, brutal, and exciting reality.

Each model is developed with lessons learned from KTM's success in the most challenging rally races on the planet. This makes them highly capable machines that put the rider in full control – even when leaving their comfort zone far behind them. Bikes for those who measure the adventure by the thrill of the ride itself.



890 R

Dare to venture off the beaten track and take the more extreme shortcut with KTM's most offroad-capable travel machine.

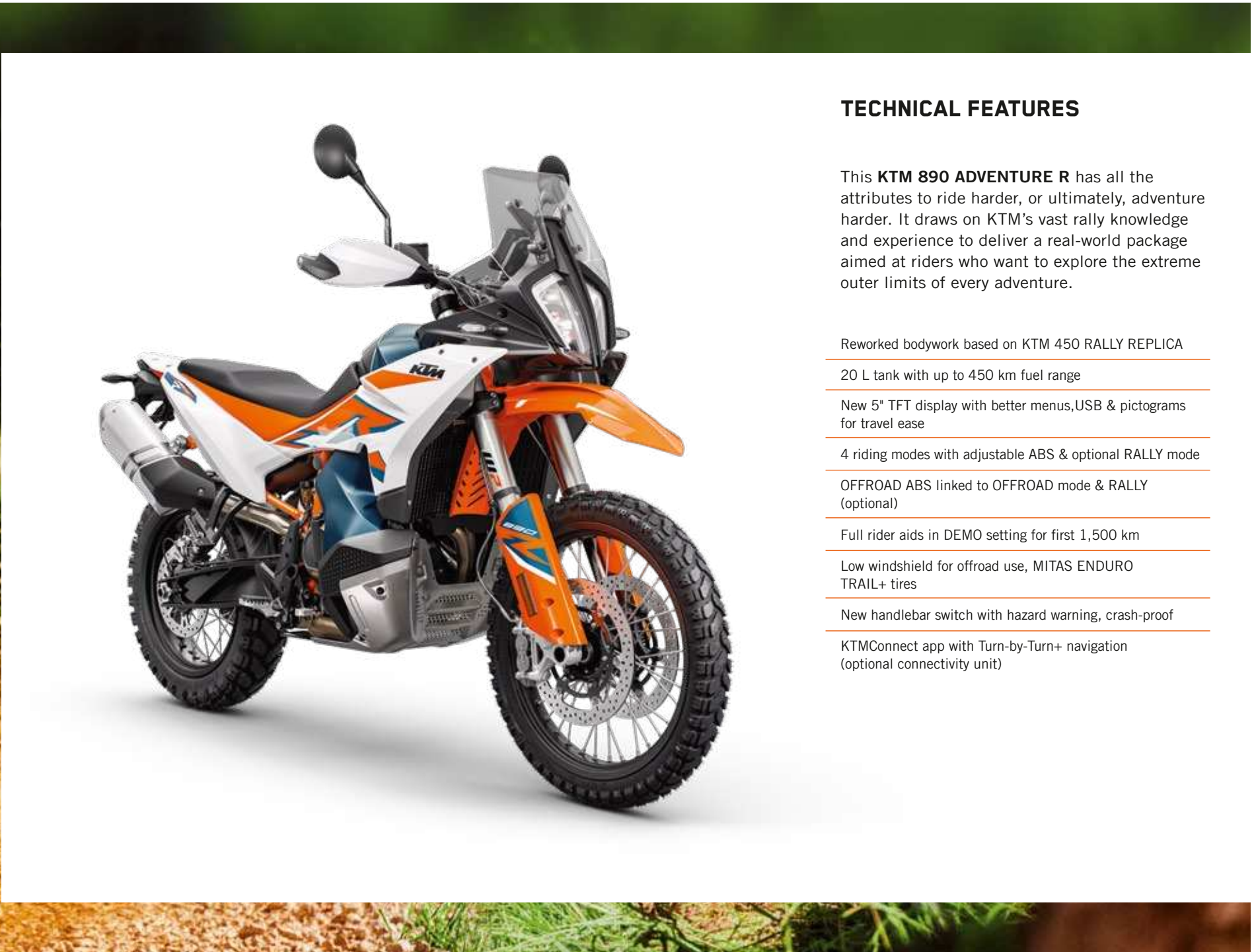


**DARE TO JUMP INTO
THE UNKNOWN**

TAKE THE MORE EXTREME SHORTCUT

KTM 890 ADVENTURE R is the most travel-capable offroad bike available. It is a serious adventure weapon for the most extreme escapes far off the beaten track. Designed to be rugged and built to be tough, it is for those who want to explore the more challenging natural contours mother nature has to offer. Armed with 240 mm of reworked WP XPLOR suspension, 100 Nm of “go anywhere” torque, advanced rider-focused technology, and all-new rally-inspired bodywork, this hardcore adventurer is undoubtedly the midweight master of offroad travel.





TECHNICAL FEATURES

This **KTM 890 ADVENTURE R** has all the attributes to ride harder, or ultimately, adventure harder. It draws on KTM's vast rally knowledge and experience to deliver a real-world package aimed at riders who want to explore the extreme outer limits of every adventure.

- Reworked bodywork based on KTM 450 RALLY REPLICA
- 20 L tank with up to 450 km fuel range
- New 5" TFT display with better menus, USB & pictograms for travel ease
- 4 riding modes with adjustable ABS & optional RALLY mode
- OFFROAD ABS linked to OFFROAD mode & RALLY (optional)
- Full rider aids in DEMO setting for first 1,500 km
- Low windshield for offroad use, MITAS ENDURO TRAIL+ tires
- New handlebar switch with hazard warning, crash-proof
- KTMConnect app with Turn-by-Turn+ navigation (optional connectivity unit)

INCLUDED TECH

- OFFROAD ABS
- STREET MODE
- TRACION CONTROL
- CRUISE CONTROL
- RAIN MODE
- OFFROAD RIDE MODE

+OPTIONAL TECH PACK

- MSR MOTOR SLIP REGULATION
- QUICKSHIFTER+
- CRUISE CONTROL
- RALLY PACK

+OPTIONAL RALLY PACK

- RALLY MODE
- ENGINE MAP SELECTION
- MTC SPIN ADJUSTER
- ABS

+OPTIONAL TECH

- KTM CONNECT



890

Dare to leave your comfort zone and take on wilder adventures with KTM's most versatile travel machine.

TAKE ON WILDER ADVENTURES

The **KTM 890 ADVENTURE** is a serious offroad-capable travel bike built to take riders to the ends of the earth and back. It is for hardcore long-distance travelers who find adventure in the ride itself. Riders who demand a compact and lightweight machine with the right power and fuel range to take on longer, wilder journeys. It is designed to be a rugged travel companion with the street credentials to shred for endless miles on bitumen, as well as a competent offroad machine that allows you to power on when the asphalt ends. Featuring reworked adjustable suspension, improved seat comfort, and wind protection, the **KTM 890 ADVENTURE** is ready for you to leave your comfort zone.



DARE TO LEAVE YOUR COMFORT ZONE



KTM 890 ADVENTURE

TECHNICAL FEATURES

The **KTM 890 ADVENTURE** is a long-distance travel machine with the essence of offroad performance motivating its extreme approach to adventure touring. It is a bike capable of tearing down dirt roads, equally as impressively as it shreds along tarmac. Sporty and versatile, it is ready for action wherever the road leads.

Improved ergonomics & bodywork for comfort & protection

New 5" TFT display with better menus, USB & pictograms for travel ease

Adjustable WP APEX forks (compression and rebound) with reworked settings for comfort

OFFROAD ABS linked to OFFROAD mode & RALLY (optional)

1,500 km demo setting for all rider aids

New windshield for improved airflow & reduced buffeting

New PIRELLI SCORPION STR tires for offroad focus

Handlebar switch with hazard warning

Upgraded engine protector

Travel-ready with two-part, adjustable seat & low fender



INCLUDED TECH



+OPTIONAL TECH PACK



+OPTIONAL RALLY PACK

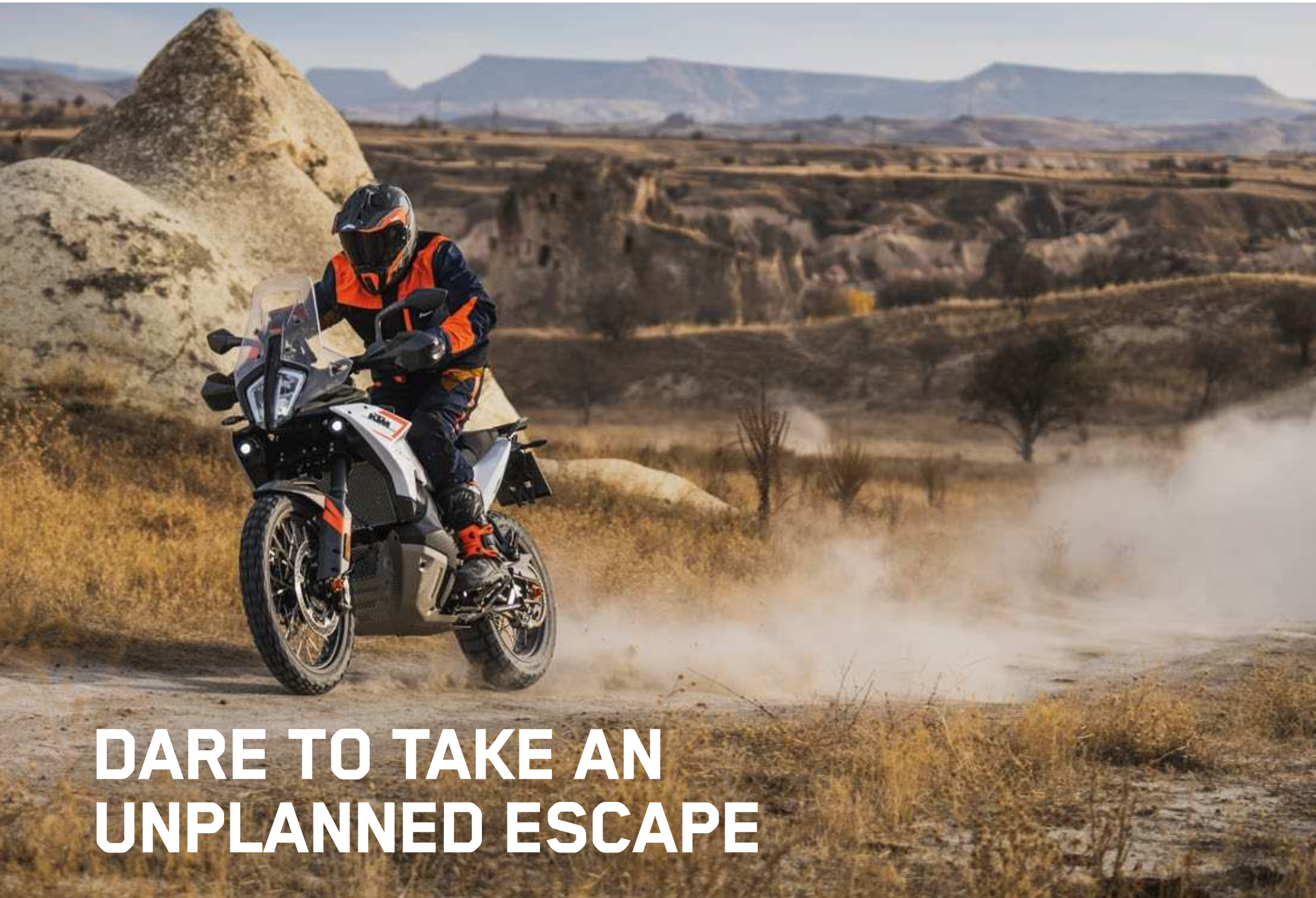


+OPTIONAL TECH





Dare to take an unplanned, wide-open escape and have some serious fun on KTM's most accessible midweight Adventure.



**DARE TO TAKE AN
UNPLANNED ESCAPE**

**ENTER THE KTM
TWIN-CYLINDER
ADVENTURE WORLD**

The return of the **KTM 790 ADVENTURE** to the lineup adds yet another dimension to the brand's midweight Travel offerings. Updated, reshaped, and refined, this latest version of the original model is the ideal package for those wanting to step into KTM's exciting world of twin-cylinder exploration. It is great for riders who want enough power to get their adrenaline pumping, but paired with the modern, ride-enhancing electronics that help them keep things under control. With 200 mm of premium WP suspension and an exciting 95 hp (88 Nm) driving the adventure forward, this is a fitting option for the young at heart.





TECHNICAL FEATURES

The **KTM 790 ADVENTURE** is a versatile and capable entry to the midweight travel segment. It features a lightweight design, powerful 789 cc engine, and advanced WP suspension developed for multi-terrain performance. Whether you're charging off to work or an impromptu weekend escape, this all-round explorer has what you need to get your heart racing.

High-level tech specs offering great value. Assembled in China under KTM supervision

20 L tank, up to 450 km fuel econ.

New 5" TFT display with better menus, USB & pictograms for travel eases

Better rideability thanks to 20% increased rotating mass compared to the predecessor 790 cc LC8c engine

New ABS modulator, linked to OFFROAD mode and RALLY (optional)

1,500 km demo setting for rider aids

Improved airflow windshield, reduced helmet buffeting

New PIRELLI SCORPION STR tires, good for daily & weekend rides

New handlebar switch, hazard warning

Low center of gravity, new engine protector = crash-proof

KTMConnect app: Turn-by-Turn+ navigation with optional connectivity unit



INCLUDED TECH

- OFFROAD ABS
- STREET MODE
- TC TRACTION CONTROL
- RAIN MODE
- OFFROAD RIDE MODE

+OPTIONAL TECH PACK

- MSR MOTOR SLIP REGULATION
- CRUISE CONTROL
- QUICKSHIFTER+
- RALLY PACK

+OPTIONAL RALLY PACK

- RALLY MODE
- MTC SPIN ADJUSTER
- ENGINE MAP SELECTION
- ABS

+OPTIONAL TECH

- KTM CONNECT

POWERPARTS



01 REMUS SLIP ON-SILENCER

- › Optimum combination of weight saving, durability, and top performance/price ratio
- › Made from high-grade titanium and carbon fiber offering a sporty sound

02 FACTORY TRIPLE CLAMP

- › Lightweight CNC milled aluminum triple clamp
- › Anodized orange surface
- › Visual highlight

03 RADIATOR PROTECTION GRILLE

- › Maximum protection at the lowest possible weight
- › An easy to mount visual highlight
- › Made of robust material

04 FACTORY RACING STEERING DAMPER

- › Maximum control on fast tracks
- › Optimum 25-click setting range
- › Proven success with the KTM Factory Racing Rally Team

05 AUXILIARY HEADLIGHT KIT

- › Optimal illumination of road surface
- › Increased safety when riding at night
- › One lamp weighs 485 gramms

06 BRAKE FLUID RESERVOIR COVER

- › CNC milled from high-strength aluminum
- › Orange anodized surface
- › Visual highlight





1290 R



Dare to take a high-powered, full-throttle escape with KTM's ultimate long distance, all-terrain travel machine.

EXPERIENCE LIMIT- LESS HIGH-POWERED ADVENTURE

In the world of high-powered travel, the **KTM 1290 SUPER ADVENTURE R** sets the standard for true all-terrain capability. Its masterful combination of premium quality and high-performance offroad-ready components makes it an excellent choice for those seeking maximum thrills on long-distance journeys to anywhere. The R stands for Rally and everything about this machine clearly shows that its DNA was shaped by racing. At its core is a potent, V-Twin powerplant pushing out a mind-bending 138 Nm of torque. It also features a state-of-the-art chassis, long-travel WP suspension, and tough 21/18" spoked tubeless wheels whose primary function is to deal with the planet's natural contours as the bike blasts over them at eye-watering speeds. Combined with a full suite of the latest ride-enhancing electronics, this machine is the complete long distance travel package that is most at home when the tarmac ends.

DARE TO TAKE A FULL-THROTTLE OFFROAD ADVENTURE





KTM 1290 SUPER ADVENTURE R



The **KTM 1290 SUPER ADVENTURE R** is a class-leading hard-adventure motorcycle, with standout long-distance, offroad capability. It merges one of the most powerful engines in the segment with advanced electronics and a state-of-the-art chassis to deliver unbelievable performance over many kilometers of tough terrain.

Advanced electronics: MSC, cornering ABS, OFFROAD ABS, T.C., adaptive brake light, HHC, Quickshifter+

23 L tank with long fuel range

Phone compartment with USB socket

WP XPLOR susp., 48 mm tubes, 220 mm travel, making it best-in-class offroad high-end adventure bike

7" TFT dash, adjustable display, RACE ON key, illuminated switches, LED lights, adj. windshield

Adjustable ABS and 4 RIDE MODES: RAIN, STREET, OFFROAD, and optional RALLY

Efficient heat control for reduced leg heat & under-seat temperature

Adjustable low windshield

21/18" spoked tubeless wheels with Bridgestone A41 tires, TPMS sensors

Sporty one-piece seat (880 mm), easy release button, electrically-operated seat lock

KTMConnect app with Turn-by-Turn+ nav in dash. Interacts with navigation system

INCLUDED TECH

- KTM CONNECT
- TPMS
- OFFROAD ABS
- CRUISE CONTROL
- Traction CONTROL
- SPORT MODE
- STREET MODE
- RAIN MODE
- OFFROAD RIDE MODE
- RACE ON
- ATIR

+OPTIONAL TECH PACK

- MSR MOTOR SLIP REGULATION
- HHC
- QUICKSHIFTER+
- RALLY PACK

+OPTIONAL RALLY PACK

- RALLY MODE
- MTC SPIN ADJUSTER
- ENGINE MAP SELECTION



Dare to race anywhere on KTM's apex asphalt travel machine and experience adventure the fastest way possible.



**DARE TO RACE
ANYWHERE**

CHOOSE HIGH-PERFORMANCE ADVENTURE.

The **KTM 1290 SUPER ADVENTURE S** is a sporty all-rounder that strongly emboldens the idea that 'adventure riding' is not only about dirt. With sure-footed handling, class-leading electronics, and exceptional top performance, this travel weapon is for those who enjoy carving up corners all day long on the latest high-tech machinery. Its state-of-the-art chassis and premium semi-active suspension provide the comfort and confidence adrenaline-seeking adventurers need when pushing their limits. With innovative rider aids like adaptive cruise control, this sporty Adventure bike eats up the miles at pace and leaves you with enough energy to attack when the next challenging section arrives.





KTM 1290 SUPER ADVENTURE S

TECHNICAL FEATURES

The **KTM 1290 SUPER ADVENTURE S** is the ultimate street-based Adventure motorcycle, boasting high comfort and top performance for both rider and pillion. Packed with the most sophisticated technology, KTM's apex street traveler is the ultimate machine for hunting down the world's most thrilling roads in far-off places.

Advanced MSC with cornering ABS & offroad ABS, motorcycle traction control, adaptive brake light, HHC, Quickshifter+, MSR

ACC standard, adjusts speed & maintains safe distance. Adjustable 5-stage distance setting & two acceleration setting options

23 L three-part tank with long fuel range. USB phone compartment with integrated socket & no key needed

WP semi-active tech for sensitive & reactive suspension. 3 damping modes incl. COMFORT, STREET & SPORT; OFFROAD & AUTO optional

7" TFT dash with adjustable angle, RACE ON key system, illuminated switches, adjustable windshield, LED lights

Customizable ABS & 4 riding modes incl. RAIN, STREET, OFFROAD, RALLY. Smooth throttle response in OFFROAD & RAIN with a 100 HP power limit

Efficient heat control for reduced leg heat & under-seat temperature, adjustable high windshield for wind protection


19/17" cast wheels. Tubeless TERRA FORCE-R tires with TPMS sensors offer optimal grip & performance

Separate rider & passenger seats, rider's seat adjustable by 20 mm. Electrically-operated seat lock, push-button release


KTMConnect app with Turn-by-Turn+ navigation in dash. Interacts with nav. system




INCLUDED TECH



+OPTIONAL TECH PACK



+OPTIONAL RALLY PACK



POWERPARTS



01 AKRAPOVIC SLIP-ON LINE

- › Made from high-grade titanium producing sporty sound
- › Carbon silencer cap
- › No new engine flashing necessary

02 SIDE BAG AND LUGGAGE SET

- › Integrates perfectly into bike design, with mounting material included
- › Easy fastening of the side bag set
- › No restriction for the passenger

03 CHAIN GUARD

- › Extremely light, high-quality carbon
- › A visual highlight with the highest quality workmanship

04 ERGO RIDER'S SEAT


- › The optimized shape offers more legroom and better contact with the motorcycle
- › More comfortable and carefree riding
- › Higher and lower options

05 BRAKE FLUID RESERVOIR COVER

- › CNC milled from high-strength aluminum
- › Orange anodized surface
- › Visual highlight

06 TANK BAG

- › Extremely robust fasteners, with large zip pullers
- › Map pocket and individual compartments
- › Manufactured from durable nylon, with abrasion-resistant edging made from reflective material





390

Dare to enter KTM's extreme world of Adventure on a real travel pocket rocket and inject some adrenalin to your daily routines.

CHOOSE A MORE DARING DAILY ADVENTURE

For those with an adventurous spirit it doesn't take long to tire of a monotonous daily commute. They would prefer to have some fun off the tarmac after work to change things up a bit. This is where the **KTM 390 ADVENTURE** with spoked wheels is in a class of its own. It is a lightweight Adventure package with benchmark 400-class power, class-leading electronics, and a built-in extra ruggedness. This makes it the perfect antidote to any rider's mundane travel routines. Thanks to its distinct LED headlight, iconic **KTM ADVENTURE** flyline, and high-end finishing, this capable "all-terrain" is instantly recognizable as a genuine KTM Travel machine that is more than ready to fulfil its promise.



**DARE TO LIVE MORE
ADVENTUROUSLY**

KTM 390 ADVENTURE

TECHNICAL FEATURES

The **KTM 390 ADVENTURE** comes with the proven credentials and reputation of the revered KTM Adventure range: travel comfort, versatile ergonomics, smooth power delivery, and class-leading, innovative technology. It translates these in a way that makes this well-equipped machine exciting, sporty, agile, and accessible. The feisty lightweight adventurer is available in three colorways, including one with spoked wheels.

Stable & controllable ultra-light trellis frame inspired by KTM 450 RALLY REPLICA

Segment-leading electronics incl. ABS, TC, TFT display & LED lights

14.5 L fuel tank with excellent range

Adjustable WP APEX suspension with 177 mm travel.
- 25 mm lowering kit available

5" full color TFT display with Mode & ABS settings visible on screen. Ride-by-wire with smooth throttle response

OFFROAD MTC maintains settings during engine stall, OFFROAD mode reduces ABS activation

19/17" wheels with 5-spoke cast or tougher aluminum spoked option

Slipper clutch saves power & helps in slides

KTMConnect app with Turn-by-Turn navigation in dashboard



**INCLUDED
TECH**



**+OPTIONAL
TECH**



POWERPARTS



01 SKID PLATE

- › Excellent protection for the engine housing and the header
- › Highest quality workmanship
- › Made of high-strength aluminum

02 AKRAPOVIČ "SLIP-ON LINE"


- › Designed to deliver the best performance and sporty sound
- › Highest attention to detail for every aspect of the exhaust
- › Plug & play mounting
No new engine flashing necessary

03 CRASH BAR

- › Plastic-coated tubular steel brackets
- › Exceptionally robust, providing optimum protection
- › Perfectly integrated into the motorcycle

04 SIDE BAG SET

- › Waterproof roll closure with welded seams
- › Modern and simple design
- › Easy to mount





01



02

GEAR UP FOR AN EXTREME ESCAPE

KTM PowerWear is designed to comfortably handle the challenges that come at the outer edges of any rider's adventure. No matter how far travelers are willing to push the limits, the brand's unwavering commitment to progression ensures that these innovative products thrive at these extremes. It is a philosophy that drives them to create high-quality riding apparel for those who live for no-holds-barred adventure.

01 VAST GORE-TEX® COLLECTION

- › High-end Gore-Tex® touring set with effective all-weather protection
- › Several large ventilation areas, and external and internal pockets
- › Abrasion and tear-resistant main construction made from polyamide
- › Tech-Air® 5 Airbag compatible

02 TERRA ADVENTURE V2 COLLECTION

- › High-end adventure set for globetrotters in all weather conditions
- › Large ventilation areas, especially chest and back
- › Main construction made from abrasion and tear-resistant ripstop material
- › Back pocket with large storage space, as well as bag and tube guide for optional drinking system



02



02




01

KTM ADVENTURE RALLY

Join us for an unforgettable experience on the **KTM ADVENTURE RALLY** in one of several dream riding locations across the globe. Exclusive to KTM customers, you will get to feel the KTM spirit and discover the true

meaning of adventure as you charge down epic dirt roads, power through uncharted forests, conquer challenging terrain, and, most importantly, share it all with like-minded riders.





CONQUER THE GLOBE - CONTINENT BY CONTINENT

Meet brand legends, ambassadors, and factory racers at these exclusive KTM events. Head out with them on epic self-navigation or guided tours and get a true sense of KTM's brand values. Challenge yourself to become a regular at your local Adventure Rally, and to experience others at different iconic locations across the globe.



Visit the **KTM ADVENTURE RALLY** page for more info.



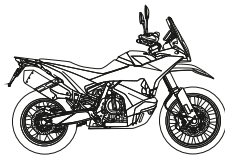
THE RALLY CONNECTION

“When winning is built into your DNA, being the best is not simply a desire, it is expected!”

KEVIN BENAVIDES,
2023 DAKAR RALLY winner.


KTM's dominance in the Dakar Rally is legendary, with Kevin Benavides' win in 2023 further confirming this. Together with Toby Price's 2nd overall, the brand's podium supremacy once again highlights its strength and capabilities in conquering miles and miles of challenging terrain. The insights gained in the world's toughest rallies find their way into the DNA of the formidable Adventure range. This translates directly into the development of high-performance travel-enduro machines for hardcore adventure enthusiasts.

TECHNICAL DATA




KTM 890 ADVENTURE R

| | | | |
|-------------------------------|-------------------------------------|-------------------------------------|-------------------------------------|
| ENGINE (LIQUID COOLED) | | | |
| ENGINE TYPE | 2-cylinder, 4-stroke, parallel twin | 2-cylinder, 4-stroke, parallel twin | 2-cylinder, 4-stroke, parallel twin |
| DISPLACEMENT | 889 cc | 889 cc | 799 cc |
| BORE X STROKE | 90.7 mm x 68.8 mm | 90.7 mm x 68.8 mm | 88 mm x 65.7 mm |
| POWER OUTPUT | 77 kW (105 hp) @ 8,000 rpm | 77 kW (105 hp) @ 8,000 rpm | 70 kW (95 hp) @ 8,250 rpm |
| MAX. TORQUE | 100 Nm @ 6,500 rpm | 100 Nm @ 6,500 rpm | 87 Nm @ 6,500 rpm |
| FUEL CONSUMPTION | 4.5 liters/100 km | 4.5 liters/100 km | 4.2 liters/100 km |



KTM 890 ADVENTURE

| | | | |
|-------------------------------|-------------------------------------|-------------------------------------|-------------------------------------|
| ENGINE (LIQUID COOLED) | | | |
| ENGINE TYPE | 2-cylinder, 4-stroke, parallel twin | 2-cylinder, 4-stroke, parallel twin | 2-cylinder, 4-stroke, parallel twin |
| DISPLACEMENT | 889 cc | 889 cc | 799 cc |
| BORE X STROKE | 90.7 mm x 68.8 mm | 90.7 mm x 68.8 mm | 88 mm x 65.7 mm |
| POWER OUTPUT | 77 kW (105 hp) @ 8,000 rpm | 77 kW (105 hp) @ 8,000 rpm | 70 kW (95 hp) @ 8,250 rpm |
| MAX. TORQUE | 100 Nm @ 6,500 rpm | 100 Nm @ 6,500 rpm | 87 Nm @ 6,500 rpm |
| FUEL CONSUMPTION | 4.5 liters/100 km | 4.5 liters/100 km | 4.2 liters/100 km |



KTM 790 ADVENTURE

| | | | |
|-------------------------------|-------------------------------------|-------------------------------------|-------------------------------------|
| ENGINE (LIQUID COOLED) | | | |
| ENGINE TYPE | 2-cylinder, 4-stroke, parallel twin | 2-cylinder, 4-stroke, parallel twin | 2-cylinder, 4-stroke, parallel twin |
| DISPLACEMENT | 889 cc | 889 cc | 799 cc |
| BORE X STROKE | 90.7 mm x 68.8 mm | 90.7 mm x 68.8 mm | 88 mm x 65.7 mm |
| POWER OUTPUT | 77 kW (105 hp) @ 8,000 rpm | 77 kW (105 hp) @ 8,000 rpm | 70 kW (95 hp) @ 8,250 rpm |
| MAX. TORQUE | 100 Nm @ 6,500 rpm | 100 Nm @ 6,500 rpm | 87 Nm @ 6,500 rpm |
| FUEL CONSUMPTION | 4.5 liters/100 km | 4.5 liters/100 km | 4.2 liters/100 km |

TRANSMISSION

| | | | |
|-------------|------------------------------------|------------------------------------|------------------------------------|
| CLUTCH | Cable-operated PASC slipper clutch | Cable-operated PASC slipper clutch | Cable-operated PASC slipper clutch |
| GEARBOX | 6 gears | 6 gears | 6 gears |
| FINAL DRIVE | 16:45 | 16:45 | 16:45 |

ELECTRONICS


| | | | |
|----------------------------------|--|--|--|
| ENGINE MANAGEMENT | Bosch EMS with RBW | Bosch EMS with RBW | Bosch EMS with RBW |
| TRACTION CONTROL (DISENGAGEABLE) | MTC (lean-angle sensitive, 3-mode, disengageable, RALLY mode opt.) | MTC (lean-angle sensitive, 3-mode, disengageable, RALLY mode opt.) | MTC (lean-angle sensitive, 3-mode, disengageable, RALLY mode opt.) |
| ABS (DISENGAGEABLE) | Bosch 9.3MP (incl. Cornering ABS & OFFROAD Mode) | Bosch 9.3MP (incl. Cornering ABS & OFFROAD Mode) | Bosch 9.3MP (incl. Cornering ABS & OFFROAD Mode) |

CHASSIS & BRAKES

| | | | |
|--------------------------------|--|---|---|
| FRAME | Chromium-molybdenum-steel frame using the engine as stressed element, powder-coated | Chromium-molybdenum-steel frame using the engine as stressed element, powder-coated | Chromium-molybdenum-steel frame using the engine as stressed element, powder-coated |
| SUBFRAME | Chromium-molybdenum-steel trellis, powder-coated | Chromium-molybdenum-steel trellis, powder-coated | Chromium-molybdenum-steel trellis, powder-coated |
| HANDLEBAR | Aluminum, tapered, Ø 28/22 mm | Aluminum, tapered, Ø 28/22 mm | Aluminum, tapered, Ø 28/22 mm |
| FRONT SUSPENSION/ADJUSTABILITY | WP XPLOR 48/Compression, rebound, preload | WP APEX 43/Compression and rebound | WP APEX 43 |
| REAR SUSPENSION/ADJUSTABILITY | WP XPLOR Monoshock with PDS/Compression (high and low speed), rebound, hydraulic preload | WP APEX Monoshock/Preload and rebound | WP APEX Monoshock/Preload |
| SUSPENSION TRAVEL FRONT/REAR | 240 mm/240 mm | 200 mm/200 mm | 200 mm/200 mm |
| WHEELBASE | 1,528 mm ± 15 mm | 1,509 mm ± 15 mm | 1,509 mm ± 15 mm |
| WHEELS FRONT/REAR | Forged aluminum tubeless rims with spokes, 2.50 x 21"; 4.50 x 18" | Forged aluminum tubeless rims with spokes, 2.50 x 21"; 4.50 x 18" | Forged aluminum tubeless rims with spokes, 2.50 x 21"; 4.50 x 18" |
| TIRES FRONT/REAR | 90/90-21"; 150/70-18" | 90/90-21"; 150/70-18" | 90/90-21"; 150/70-18" |
| FRONT BRAKE | 2 x radially-mounted 4-piston caliper, brake disc Ø 320 mm | 2 x radially-mounted 4-piston caliper, brake disc Ø 320 mm | 2 x radially-mounted 4-piston caliper, brake disc Ø 320 mm |
| REAR BRAKE | 2-piston floating caliper, brake disc Ø 260 mm | 2-piston floating caliper, brake disc Ø 260 mm | 2-piston floating caliper, brake disc Ø 260 mm |


DIMENSIONS & WEIGHT

| | | | |
|------------------------------|------------------------------------|------------------------------------|------------------------------------|
| SEAT HEIGHT/GROUND CLEARANCE | 880 mm/263 mm | 840–860 mm/233 mm | 840–860 mm/233 mm |
| TANKS CAPACITY/RESERVE | approx. 20 liters/3 liters reserve | approx. 20 liters/3 liters reserve | approx. 20 liters/3 liters reserve |
| DRY WEIGHT | approx. 196 kg | approx. 196 kg | approx. 199 kg |




KTM 1290 SUPER ADVENTURE R

| | | | |
|-------------------------------|-----------------------------|-----------------------------|-----------------------------|
| ENGINE (LIQUID COOLED) | | | |
| ENGINE TYPE | 2-cylinder, 4-stroke, V 75° | 2-cylinder, 4-stroke, V 75° | 2-cylinder, 4-stroke, V 75° |
| DISPLACEMENT | 1,301 cc | 1,301 cc | 1,301 cc |
| BORE X STROKE | 108 mm x 71 mm | 108 mm x 71 mm | 108 mm x 71 mm |
| POWER OUTPUT | 118 kW (160 hp) @ 9,000 rpm | 118 kW (160 hp) @ 9,000 rpm | 118 kW (160 hp) @ 9,000 rpm |
| MAX. TORQUE | 138 Nm @ 6,500 rpm | 138 Nm @ 6,500 rpm | 138 Nm @ 6,500 rpm |
| FUEL CONSUMPTION | 5.7 liters/100 km | 5.7 liters/100 km | 5.7 liters/100 km |



KTM 1290 SUPER ADVENTURE S

| | | | |
|-------------------------------|-----------------------------|-----------------------------|-----------------------------|
| ENGINE (LIQUID COOLED) | | | |
| ENGINE TYPE | 2-cylinder, 4-stroke, V 75° | 2-cylinder, 4-stroke, V 75° | 2-cylinder, 4-stroke, V 75° |
| DISPLACEMENT | 1,301 cc | 1,301 cc | 1,301 cc |
| BORE X STROKE | 108 mm x 71 mm | 108 mm x 71 mm | 108 mm x 71 mm |
| POWER OUTPUT | 118 kW (160 hp) @ 9,000 rpm | 118 kW (160 hp) @ 9,000 rpm | 118 kW (160 hp) @ 9,000 rpm |
| MAX. TORQUE | 138 Nm @ 6,500 rpm | 138 Nm @ 6,500 rpm | 138 Nm @ 6,500 rpm |
| FUEL CONSUMPTION | 5.7 liters/100 km | 5.7 liters/100 km | 5.7 liters/100 km |



KTM 390 ADVENTURE

| | | | |
|-------------------------------|---------------------------|---------------------------|---------------------------|
| ENGINE (LIQUID COOLED) | | | |
| ENGINE TYPE | Single-cylinder, 4-stroke | Single-cylinder, 4-stroke | Single-cylinder, 4-stroke |
| DISPLACEMENT | 373.2 cc | 373.2 cc | 373.2 cc |
| BORE X STROKE | 89 mm x 60 mm | 89 mm x 60 mm | 89 mm x 60 mm |
| POWER OUTPUT | 32 kW (44 hp) @ 9,000 rpm | 32 kW (44 hp) @ 9,000 rpm | 32 kW (44 hp) @ 9,000 rpm |
| MAX. TORQUE | 37 Nm @ 7,000 rpm | 37 Nm @ 7,000 rpm | 37 Nm @ 7,000 rpm |
| FUEL CONSUMPTION | 3.37 liters/100 km | 3.37 liters/100 km | 3.37 liters/100 km |

TRANSMISSION

| | | | |
|-------------|---|---|--|
| CLUTCH | PASC slipper clutch, hydraulically-operated | PASC slipper clutch, hydraulically-operated | PASC slipper clutch, mechanically-operated |
| GEARBOX | 6 gears | 6 gears | 6 gears |
| FINAL DRIVE | 17:42 | 17:42 | 15:45 |

ELECTRONICS

| | | | |
|----------------------------------|--|--|--|
| ENGINE MANAGEMENT | Keihin EMS with RBW and cruise control, double ignition | Keihin EMS with RBW and ACC (adaptive cruise control), double ignition | Bosch EMS with RBW |
| TRACTION CONTROL (DISENGAGEABLE) | MTC (lean-angle sensitive, 4 modes) | MTC (lean-angle sensitive, 4 modes) | MTC |
| ABS (DISENGAGEABLE) | Bosch 10.3ME Combined-ABS (incl. Cornering ABS & OFFROAD Mode) | Bosch 10.3ME Combined-ABS (incl. Cornering ABS & OFFROAD Mode) | Bosch 9.1MP Two Channel (incl. Cornering ABS & OFFROAD Mode) |

CHASSIS & BRAKES

| | | | |
|--------------------------------|---|--|---|
| FRAME | Chromium-molybdenum-steel trellis frame, powder-coated | Chromium-molybdenum-steel trellis frame, powder-coated | Steel trellis frame, powder-coated |
| SUBFRAME | Aluminum, powder-coated | Aluminum, powder-coated | Bolt-on steel trellis frame, powder-coated |
| HANDLEBAR | Aluminum, tapered, Ø 28/22 mm | Aluminum, tapered, Ø 28/22 mm | Aluminum, tapered, Ø 26/22 mm |
| FRONT SUSPENSION/ADJUSTABILITY | WP XPLOR Upside-Down Ø 48 mm/Compression, rebound, preload | WP SAT (semi-active technology) Upside-Down Ø 48 mm/semi-active | WP APEX 43/Compression, rebound |
| REAR SUSPENSION/ADJUSTABILITY | WP XPLOR shock absorber with PDS/Compression (high and low speed), rebound, hydraulic preload | WP SAT (semi-active technology) shock absorber/semi-active, electronically regulated preload | WP APEX Monoshock/Rebound, preload |
| SUSPENSION TRAVEL FRONT/REAR | 220 mm/220 mm | 200 mm/200 mm | 170 mm/177 mm |
| WHEELBASE | 1,577 mm ± 15 mm | 1,557 mm ± 15 mm | 1,430 mm ± 15 mm |
| WHEELS FRONT/REAR | Forged aluminum tubeless rims with spokes, 2.5 x 21"; 4.25 x 18" | Cast aluminum tubeless wheels, 3.50 x 19"; 5.00 x 17" | Cast aluminum wheels/spoked wheels with aluminum rims, 2.50 x 19"; 3.50 x 17" |
| TIRES FRONT/REAR | 90/90-21"; 150/70 ZR 18" | 120/70 ZR 19"; 170/60 ZR 17" | 100/90-19"; 130/80-17" |
| FRONT BRAKE | 2 x Brembo 4-piston, radially-mounted caliper, brake disc Ø 320 mm | 2 x Brembo 4-piston, radially-mounted caliper, brake disc Ø 320 mm | 4-piston, radially-mounted caliper, brake disc Ø 320 mm |
| REAR BRAKE | Brembo 2-piston, fixed caliper, brake disc Ø 267 mm | Brembo 2-piston, fixed caliper, brake disc Ø 267 mm | Single-piston, floating caliper, brake disc Ø 230 mm |

DIMENSIONS & WEIGHT

| | | | |
|------------------------------|------------------------------------|------------------------------------|--|
| SEAT HEIGHT/GROUND CLEARANCE | 880 mm/242 mm | 849–869 mm/223 mm | 830–855 mm/200 mm |
| TANKS CAPACITY/RESERVE | approx. 23 liters/5 liters reserve | approx. 23 liters/5 liters reserve | approx. 14.5 liters/3.5 liters reserve |
| DRY WEIGHT | approx. 221 kg | approx. 220 kg | approx. 158 kg |

DARE TO ADVENTURE

19 WINS – KTM's dominance in the Dakar Rally provides an incredible platform for driving forward the development of its highly capable Adventure range. With a heritage so entrenched in racing across the toughest landscapes on the planet, KTM is constantly able to deliver performance leaders that allow you to experience two-wheeled adventures in the best way possible.

This experience has never been better or easier to access. Choose from a broad global dealer network, gear-up in KTM PowerWear, intensify your ride with KTM PowerParts, enjoy the ease of KTM finance, all while taking comfort in its extended warranties and mobility service.

WHAT ARE YOU WAITING FOR?



KTM FINANCE*

Financing your ride couldn't possibly be any easier. With KTM's finance partner, finding yourself seated on the bike of your dreams is simpler than you could've ever imagined. Motorcycle-specific, customized finance solutions enable you to race off in no time. Contact your authorized KTM dealer for more information.



EXTENDED WARRANTY*

Race off in confidence with the KTM Extended Warranty. It gives you the chance to add an extended warranty package to extend the manufacturer's warranty by a further 12 or 24 months before the warranty period expires. You can continue to extend your warranty to up to 12 years or 80,000 km in total. Once covered, claims can easily be made via your authorized KTM dealer to ensure the best possible service. Warranties on the bike can also be transferred upon change of ownership, so new or used, ride your KTM with peace of mind.



MOBILITY SERVICE*

The KTM Mobility Service keeps you safe at every turn with 12 months protection free of charge. It can be renewed for free for 12 months at a time with each annual service at an authorized KTM dealer, up to the lifetime of the bike**. Thanks to a vast and professional assistance network, breakdowns are worry-free as the KTM Assistance Center is available 24 hours a day, 7 days a week, 365 days a year, all over Europe. Always keeping you READY TO RACE. See more details on www.ktm.com/mobilityservice.

*KTM Finance, Extended Warranty and KTM Mobility Service might not be available for all markets. Please ask your local authorized KTM dealer about the offers and conditions in your country.

**The definition of lifetime for single-cylinder vehicles: max. 60,000 km or 8 years, whichever comes first; for twin-cylinder vehicles: max. 80,000 km or 8 years, whichever comes first.



#DARE2ADV

KTM.COM



KTM SPORTMOTORCYCLE GMBH
5230 MATTIGHÖFEN, AUSTRIA ©2023

Do not imitate! The riders illustrated are professional motorcycle riders. The photos were taken on closed racing circuits or closed roads. KTM wishes to make all motorcyclists aware that they need to wear the prescribed protective gear and always ride in a responsible manner in accordance with the relevant and applicable provisions of the road traffic regulations.

Only the homologated versions of the motorbikes promoted in this brochure are suitable for road use. The warnings and hazard notices in the owner's manual must be observed without fail when purchasing a motorcycle and using it for the first time (especially the prescribed speed limits). Some items in the KTM PowerParts product line are not approved for use on public roads in certain circumstances (varies from country to country). Please contact your KTM dealer for further information. The illustrated vehicles may vary in selected details from the production models and some illustrations feature optional equipment available at additional cost. All information concerning the scope of supply, appearance, services, dimensions and weights is non-binding and specified with the proviso that mistakes, printing, setting and typing errors may occur; such information is subject to change without notice.

Please note that model specifications may vary from country to country.